



## TUTORIAL Bead « Ilona » © par PUCA®

---



Made by Puca



---

2019 © Puca  
[www.perlepuca.canalblog.com](http://www.perlepuca.canalblog.com)  
PUCA© All rights reserved



Material :

For one bead :

- 12 Ilos® par Puca®
- 6 Minos® par Puca®
- 3 grs Delicas 10/0 (DB10)
- Seed bead 15/0 (R15) and R11/0(R11)




For a necklace :




- make 9 Ilona beads
- 30-35 Ilos® par Puca® for the necklace (depending on the size you want)
- 1 clasp and 2 rings 0.4 mm
- 10 Round beads 6mm

For earrings :

- 2 Round beads 3mm
- 2 charms and earrings findings
- Fireline 0.12

<p>1) Pick up 1 Ilos, 1R11, 1 Ilos</p>	<p>2) Close and pass through all the beads 2 times to tighten. Exit through the Ilos</p>	<p>3) Pick up 1R11, 1 Ilos, 1 R11, exit through the last Ilos</p>

		
<p>4) Repeat steps 3 to place 6 llos in all</p>	<p>5) Close with R11</p>	<p>6) We have this 😊. Exit through the R11</p>


		
<p>7) Pass through all the R11 to tighten</p>	<p>8) Turn back your work and exit through the R11</p>	<p>9) Pick up 1 DB10 between the R11</p>

		
<p>10) We have this 😊. Exit through the R11</p>	<p>11) Pick up between the R11, 1 DB10, 1 R15, 1 DB10</p>	<p>12) Exit through the R15 and pick up 1 R15, 1 Minos, 1 R15 between each R15 of the last rank</p>

<p>13) Exit through the R15</p>	<p>14) Pick up 1 R15 between the R15</p>	<p>15) Exit through the central R15 and pick up 1 DB10, 1 R11, 1 DB 10 between the central R15</p>

<p>16) Exit through the central R 11</p>	<p>17) Pick up 1 DB 10 between the R11 like step 9, exit through the R11</p>	<p>18) Pick up 1 Ilos, 1 R11, 1 Ilos into the R11, be careful of the direction</p>

<p>19) Pick up 1R11, 1Ilos</p>	<p>20) Pass through the R11. Pick up like this 6 Ilos</p>	<p>21) Close with 1 R11</p>



22) Exit through the R11 and pass through all the R11, tighten and close your thread. Your bead is finished 😊



23) Pick up 1 PR6 between the Ilona beads to make a necklace. The chain of the necklace is made with 15 llos, for each side, depending on the size, you can add more



24) You can add a charm in the extension chain. Pick up 3 llos with 3 R11 😊 Idea! Ilona bead can sublimate all your creations 😊



25) For the earrings, pick up 1 pin and add a charm of your choice 😊

Happy beading!

Thank you for respecting my work ©

